







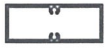



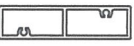



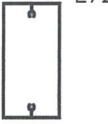



擠型	重量 (kg/m)	尺寸(WxH) (mm)	I_x I_y (cm ⁴)	Z_x Z_y (cm ³)	備註
C049 	1.325	76.2X40			
C082 	0.833	25.4x44.5	8.02	3.6	
C087 	1.792	101.6x44	2.83	2.23	
			23.3	10.59	
			85.49	16.83	
D332 	0.269	20X20	0.562	0.506	
			0.504	0.504	
K022 	2.001	85X85	79.27	18.65	
K026 	4.347	100X200	84.9	19.98	
			758.29	75.83	
			264.53	52.91	
K028 	0.62	60X30	3.54	2.36	
K329 	2.181	25X150	10.2	3.4	
			170.89	22.79	
			8.87	7.09	
L010 	0.79	65X25	3.2	2.56	
			13.54	4.17	
L157 	1.41	50X100	66.35	13.27	
L197 	2.156	50X150	23.79	9.52	
			191.93	23.77	
			34.73	13.89	
L215 	0.55	60X10	0.32	0.64	
L229 	1.28	80X20	7.23	2.41	
			3.04	3.04	
			30.2	7.55	



格柵料擠型明細

擠型	重量 (kg/m)	尺寸(WxH) (mm)	I_x I_y (cm ⁴)	Z_x Z_y (cm ³)	備註
L405 	0.58	50X25	1.95	1.56	
			7.56	3.02	
L459 	1.696	60X130	42.34	14.11	
			141.19	21.72	
L674 	2.896	50X200	418.96	41.9	
			50.66	20.27	
			9.65	6.44	
L728 	1.348	50X100	68.93	13.79	
			20.26	8.1	
	1.022	40X78	27.96	7.17	
			10.75	5.38	
L894 	1.714	50X136	133.49	18.54	
			29	11.6	